

The Super Rough Guide to Turret Peak

Very much in progress

Dec 2016

Access: Check with the MCSA.

Season: Not sure, still working that out. Sept –Jan?

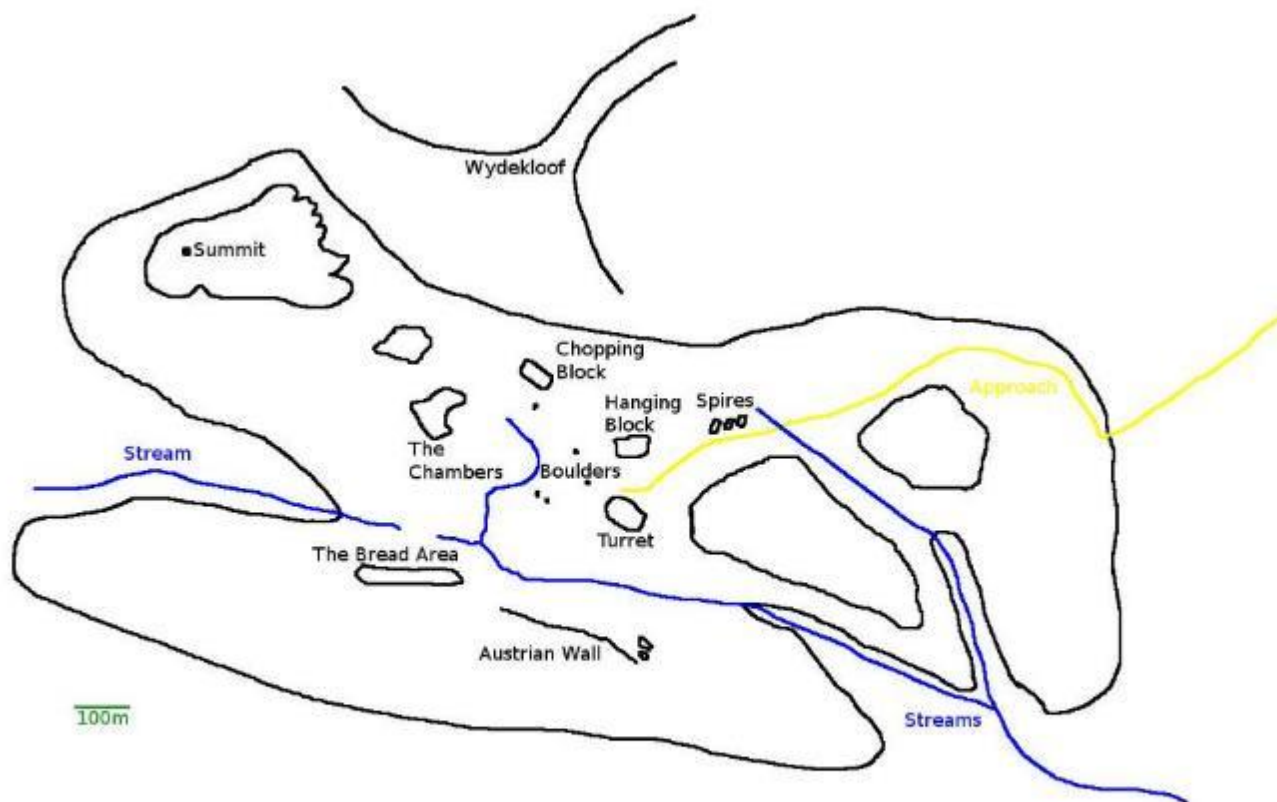
Sleeping: There is a neat little cave between the Spires and the Turret. Can sleep 4-5 comfortably. More if you are cosy.

Good camping spots in between the boulders.

Water: Some good spots on the stream running between the boulders and The Chambers. Stream heading SE from Spires has some large pools that should have water longer the stream in the boulder area.

Please email new routes, corrections etc to Richard Halsey


(rijhalsey@gmail.com)



Approach:

From the MCSA parking, cross a dirt road and a bit of a ditch before getting into the fynbos. Head up and left until you hit the jeep track. Follow this left until it ends (not very far). Just before it ends it goes through a dip with a stream. Fill up here with water for the walk. From the end of the jeep track head up and left onto a blunt, rocky ridge. This offers cleaner walking than the bush on the sides. When the exposed ridge ends continue up and left towards the (hopefully) obvious, shallow gully. You're aiming for the notch in the skyline that the gully makes. As you get towards this it gets bushier (knee to waist height) and a bit rocky underfoot. Once through the notch start heading right and up. There should be cairns although a bit spaced. We'll try to add some more on the way tomorrow. Above the notch is a small, rocky peak. Curve rightwards around it until you look across a small valley with a stream. The Turret is on the far side.





Top 3 areas for quality:

Turret, The Chopping Block, Thee Gulley

Top 3 areas for easier routes:

Stove Legs, The Outlook, The Chambers

Top routes across grades

Dreamliner (26)

Whipper Taal (25)

Outlander (24)

Dominatrix (23)

Tsotsi Number 1 (22)

The Gatekeeper (22)

The Zenith Breath (21)

Head in the Clouds (19)

Helium Jive/Direct (18/21)

Groove Theory (17)


Maple Syrup (16)

The Turret



1. Dirk's Route (19) ***
DV, MT
2. The Bartizan (20) ****
RH, DS, JL
3. Rapunzel (29) ****
JS 2016
4. Turrets Syndrome (14) ***
RH, MT
5. First Up (15) ***
JL, DS

The Turret



4a. The Dark Side (25, 21) ****

JS, RH 2016

5. Chasing the Scream (23, 24)

TV, DS

6. Head in the Cloud (19) *****

KM, TV

7. Maple Syrup (16) ****

TV, KM



8. Seet Stagghht (19) ****

GB, PO, DS, 2016

9. Dreamliner (26+) *****

DS

The Turret



10. ??
CN, NR

11. Aletas con Heuvos (24) ***
A tad scary on the face, marginal gear.
RH, DS

12. Eighteen Shades of Grey (18) ***
JL, KV

The Spires



1. The Fine Edge of Decency (15) ***

JL, DS

2. Fractal Fin (23) ***

RH, DV

The Spires



3. ??(?)

TV, KM

4. ? (?)

KM, TV

5. Willy Nilly (13) ***

MT, DV, RH

6. Phallusity (16) ***

RH, DV

Stormtrooper Spire



1. Blaster (20) ****

JL 2017

2. Stormtrooper (18) ****

GR 2017

3. First Order (17)***

JL 2017

4. Academy for Young Imperials (15) ****

GR 2017

Hanging Block



1. Blockotomy (12) **

Over the obvious, jammed, hanging block and up the corner on jugs.

OW, KL, 2016

2. The Mentalist (21) ***

RH, MT 2016

3. Mental Block (21),

Up the corner right of the hanging block onto the ledge and pull through the roof.

DS, OW, KL, 2016



Near cave, walk past Hanging Block and turn right
L-> R

Surprisingly Curvaceous Pirate (17) ***

DS, OW, KL (2016) – probably also in 2014 and lost in midst of time...


We Started an Owl (12) **

RH, MB, 2016


Flower Tower (14) **

RH, MB 2016

The Chopping Block



The Chopping Block



1. Helium Jive (18) *****

RH, MT, DV

2. Helium Jive Direct (21) *****

TV, DV, KM

3. Groove Theory (17) *****

RH, JL, DS

4. Blockhead (17?) ***

DV, RH

5. ?

CE, CS?

5A. Vaders Jam (18)

MT, GP, AH

6. Flower Flame Bay (20R) **

RH, MB

7. Butter Wish (16) *****

RH, DV

8. Sweeny Todd (23)

DS, KL 2016

9. Monk by the Sea (17)

GP, MT

10. Vertebral Pleasure (17) ****

TV, JL

11. Scotch Crotch (?) ***

GB, DS 2016

12. The Magnetosome (21) ***

RH, DS.

13. ??


WL, CE?

14. Delicatessen (24) ***

JS 2016

The Chambers





1. ?? (23)
UP, Mt
2. ?? (19)
UP, MT
3. ?? (19)
UP, MT
4. ?? (16)
MT, UP
5. ?? (17)
MT, UP
6. ??

CN, NR

7. Going Nowhere Slowly (17)
DS, RH

8. Bisquito (20)
RH, DS.



1. Chamber of Commas (18) ***
JL, TV



L ->R above



Chamber Made (17) **
RH, MB 2016

One in the Chamber (16) **
RH, MB 2016

L>R left

Chamber Of Secrets (18)
JS 2016

Chamber's End (15)
CS 2016



L ->R

Dominatrix (22/23) *****

Looks improbable, but there is gear!

JS, 2016

Madame Catsuit (17) ***

RH, 2016


Gimp (16) ***

JS, RH 2016



Chamber of Love (22)

JS, 2016



West Wing

L-> R

Elevator Pitch (19) ***
RH 2016

Side Step (20) **
RH 2016

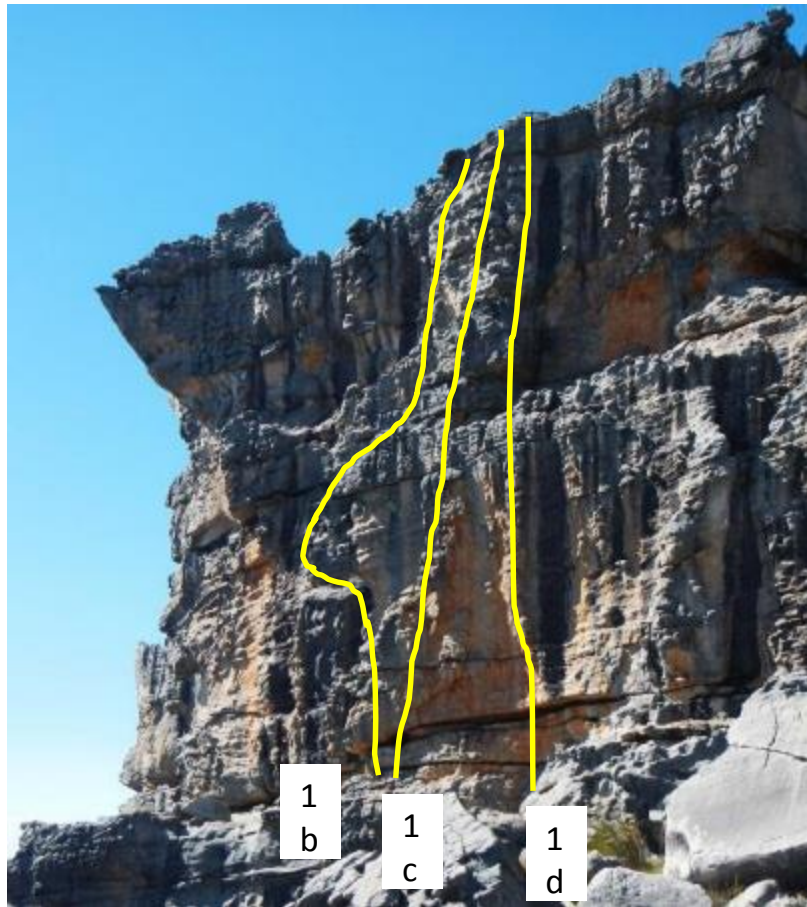


Between Chambers Back
and The Outlook

Bird On A Wire (17)
DS, KL 2016

The Outlook

Between The Chambers and the Summit, eastern side



- Red -Daedalus (16)
- UP, AH
- Green - Theseus (16)
- UP, AH
- 1 Trumpedoe (16)
- SJ, IP 2016
- 1a Build a Wall (17)
- JPD, M? 2016
- 1d Klemptocracy (13)
- RH 2016
- 1c Death of a ladies man (14)
- MP, BG
- 1b So Long Marianne (15)
- BG, MP

Stove Legs

Just downhill (north east) from the Outlook



2 Cedarlove (17) ***

SJ, IP 2016


2a Pyrocumulus (16) ****

RH, SJ, IP

2b Trumpet (15) ***

IP, SJ, RH

Stove Legs East



3 Hallelujah (20)

SJ, IP 2016

3a Orange is the New Black (24) ***

RH, SJ, IP 2016

3b Clouded Judgement (16) ***

RH 2016

3c The Dough Hawk (14) ***

RH 2016

3d. Trump Surprise (18) ***

JPD, M?

The Other Legs

About 150m north west of the Stove Legs




4 Post-truth (17) ***

SJ, RH 2016

4a Red State (18) ***

RH, SJ 2016

The Fins



The Heart Break (22) ****

Start at the outline of the heart and climb the break. Avoid the loose shield and move 1m right and up the arête (without stemming left on next fin). Move back left under roof and up glory finish.

RH, MT 2016

Darth Wyde Kloof (17) ***

JS, RH, MP 2016

Return of the Turedi (22) ****

RH, MP

Rebel Pinnacle

Rebel Forces (17) **

Nice feature, some poor rock

RH, MP 2016

The Football field

On the Wydekloof side of THEE Gulley



Great Balls for Higher (17) ***
RH, MB 2016



L ->R

Out of Kilt (18) **
RH, JS, 2016

Petraphilia (19) ***
RH, 2016

Phobophilia (26) ***
Committing and a bit scary
JS, 2016

Thee Gulley



Inside Thee Gulley. Shady most of the day.

L > R

Minus Onsie (22?) ****

Start ~3m left of ER. Bouldery start past a vertical side pull crack then straight up to the finish level of ER.

JS 2016

Elephant 'n the Room (23) ****

Climb straight up opposite the perpendicular gulley through a tricky grove and then the steepness above. Can abseil from mushrooms before the easy slab.

RH 2016

The Zenith Breath (21) *****

Start up ER, but after a few meters head up diagonally right up a series of vertical corner cracks all the way to very top of the crag.

RH, JS 2016

Thee Gulley: Summit side exit



L > R

Scrotos (21) ***

RH, 2016

???? (18) ****

GB, DS 2016



L > R

Pull up yer Scots (21) ***

RH, JS

Float like a butterfly (16) ***

SJ, RH 2016

Bloody Sunday (18) ****

RH, SJ 2016

Sting like a bee (18) ****

SJ, RH 2016



This is the one that looks like an impossible ships prow on the right side.


From Thee Gulley, continue into the next gulley over some boulder and take the next right.

L>R

Blood on the Dance Floor (21) ***
RH, SJ 2016

Highlander (26/27) ***
JS 2016

Outlander (24) *****
Sustained crack system. Very aesthetic.
JS, RH



Graete Skott! (21) ***
RH, 2016

The Gates



7 Joyride (16) ***

SJ, RH 2016

8 Shits and giggles (15) ***

SJ, RH 2016




7a Blood Moon (20) ***

RH, SJ 2016

7b The Gatekeeper (22) ****

RH, SJ 2016

The Outer Rim



L->R

Jacobite King (26)

JS, 2016

Use the Force (23) ***

JS, RH

In a galaxy far away (15) ***

RH, MP 2016

The Tsotsi Area (South area of Summit)



L>R

Tsotsi Number 2 (20) ***
RH 2016

Tsotsi Number 1 (22) *****

One of the most aesthetic lines at Turret Peak.

Climb the crack system in the corner leading up to the finger crack in the obvious open book. Continue past the small overhang onto the juggy face. Climb this to the top. Rack small cams on the left.

CN, MT 2014

The Bread Area - Front



Sun most of the day

L>R

1. Crust (14)

Climb the giant diagonal flake to the top starting in the little hollow on the right

2. Crumb (22)

Start as for crust but break out right about half way on to the corner.

3. Wholemeal (18)

Start around the right hand corner of the crag climb leftwards back onto the face and straight up past some flake like features.

All lines done by CN, NR, MT

The Bread Area - Back



Sourdough (26)
Short and fierce finger crack. Tape useful.
DS 2016

Closer toward the Turret:

L>R
21 (Philip's),
19 (Garreth's),

Wensleydale (21)
DS 2016

The Wings Wall (aka Austrian Wall)



Wings of Icarus (18) ****

Start under an overhanging arête (cain).

The first few moves can be protected by placing pro on the inside of the arête.

Pitch 1. 35 m (18) Pull up on jugs, climb the outside of the arête to a small plateau. The grey arête continues to the right but looks blank, step left across the chimney and continue up an amazing spine/rib next to an orange streak to a small roof. Step across the orange streak and climb the bulge above the roof to an overhanging band of rock, mantle through. Continue up on the right hand side of the chimney. Stance in a comfy recess.

Pitch 2. 35 m (16) It's possible to easily pull through the roof slightly left of the stance exactly below the rock feature on top that looks like 2 wings (big overhang with a deep break). Climb straight up into the wings pull through and finish on jugs.

AH, UP 2014

Pink Virgin (17)

P1: 15, P2: 17

JW, KL, DS, Jan 2017

Space Balls (18)

P1 (13) Undercut start up to a small roof and then up and slightly left to a large ledge.

P2 (15) Pull through a small roof on jugs and up the shallow crack in the smooth wall. Step left to the big crack and climb the jugs on the right hand, east facing wall to a huge ledge.

P3 (18) Climb jugs to the big roof split by a curving chimney. With protection at the base of the roof, lean far out and place a bomber purple, 0.5 Camelot in a short rail just above the lip of the right hand side of the chimney. Swing out onto the lip of the roof next to the purple cam, crank up, and step left across the chimney, and then up on jugs to the top.

KL, JW, DS, Jan 2017



Sunset Lightning (24/ 19A1):

Small wire useful for aid in upper corner

P1: 15, P2 24/19A1

PO, GB 2016

Whipper Taal (25)

P1:24, P2:25, P3:23

At least 3 large cams (Camalot 2-4) useful for the rail.

“You rail, and you rail, and you rail, and you rail – all the way to Wupertal!”

JS, GB 2016

Bouldering



Hypermagical boulder - the boulder with the obvious diagonal line that you see from the cave.

"Kelly's line 5C" Straight up from grass tuft.

"Hypermagical Ultraomnipotence", 6C - the diagonal line



"Senile Delinquency", 6A - the overhanging face with the pockets above Tinie's bed.

"Infantile Geriatrics", 6A+ - the corner right of "Senile Delinquency" and just left of Tinie's boulder problem.

"Tinie's problem", grade 5C+? just right of "Infantile Geriatrics".

Guilty Parties:

AH – Anita Hintringer
BG – Brian Godfrey
CE – Charles Edelstein
CN – Caro North
CS – Charlie Standing
DV – Dirk Versveld
DS – Douw Steyn
DS2 – Damien Schumann
GB – Garrreth Bird
GR - Gabriel Ravenscroft
GP – Gaelen Pinnock
JL – Johann Lanz
JS – Jimbo Smith
KL – Kate Larmuth
KM – Kelly Mcleod
MB – Marie Bosman
MJ – Megan Jones
MP – Marian Penso
MT – Moritz Thilo
NR – Nadia Royo
OW – Oliver Williams
PO – Phlip Olivier
RH – Richard Halsey
UP – Uwe Pitsch
WLR – Willem Le Roux